

KA220-VET - Cooperation partnerships in vocational education and training

Digital Transformation Hub of Rural Europe (DigiTrans Hub)

T4.7 DigiTrans Hub Digital Handbook

Prepared by: IMKT

Version: 1.0



Document reference

Project Acronym	DigiTrans Hub			
Project Number	2021-1-DE02-KA220-VET-000033198			
Project Coordinator	Name	Arne Ortland	Affiliation	UV
	Email	Arne.ortland@uni-vechta.de	Phone	+49 0178 5291933
Document Name	DigiTrans Hub Digital Handbook			
Deliverable Number	Project Result 4 Task 7 (T4.7)			
Type	Result	Distribution Level	Public	
Responsible Author(s)	Antonela Kotsoni (IMKT)			
Contractual Date of Delivery	Month 36			
Quality assurance readers	Arne Ortland (UV)			

Change history

Version	Date	Status	Author (Unit)	Description
0.1	24/01/2025	Draft	Antonela Kotsoni (IMKT)	Create Document
1.0	27/01/2025	Final	Arne Ortland (UV)	Final Proofreading

Disclaimer and Acknowledgements

Erasmus Plus KA220-VET - Cooperation partnerships in vocational education and training

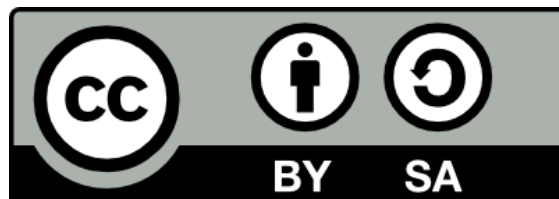
Project Title: Digital Transformation Hub of Rural Europe (Acronym: DigiTrans Hub)

Project Number: 2021-1-DE02-KA220-VET-000033198



**Co-funded by
the European Union**

"Funded by the European Union. Views and opinions expressed are however those of the author(s) only and do not necessarily reflect those of the European Union or the European Education and Culture Executive Agency (EACEA). Neither the European Union nor EACEA can be held responsible for them."



This license enables reusers to distribute, remix, adapt, and build upon the material in any medium or format, so long as attribution is given to the creator. The license allows for commercial use. If you remix, adapt, or build upon the material, you must license the modified material under identical terms. CC BY-SA includes the following elements:

BY: credit must be given to the creator.

SA: Adaptations must be shared under the same terms.



DigiTrans Hub User Manual



Co-funded by
the European Union

Table of contents

Introduction	01
Visit DigiTrans Hub	02
Learning Corner	03
Collaborative Corner	06
Inspiring Stories	10
Contact	10





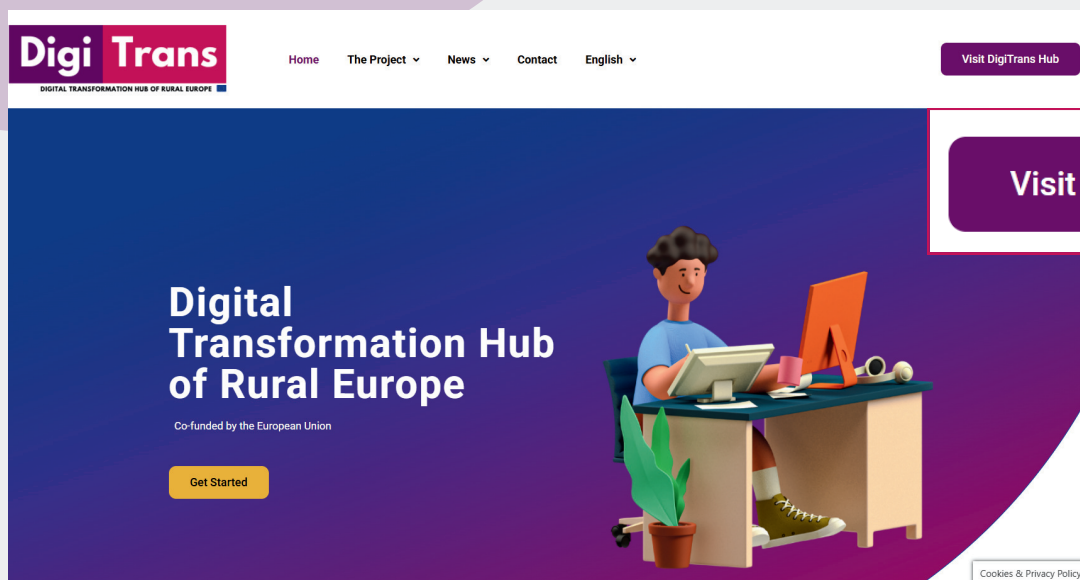
The DigiTrans project aims to network rural stakeholders from different European regions on a collaborative online-platform in order co-design, co-develop and co-implement digital innovation within a previously developed Smart Region Framework.

The DigiTrans Hub is intended to convert into a European open exchange and learning platform in which current and potential digital pioneers can engage in the co-design and co-development of digital innovation.

Introduction

About the project

Visit DigiTrans Hub



Step 1

Visit the URL: <https://digitranshub.eu/> and click the up-right button in the corner “Visit DigiTrans Hub”.

Visit the



Learning Corner


Network Hub

Step 2

From this page you can choose which area you want to visit. The **Learning Corner** or the **Network Hub**.

DigiTrans HUB

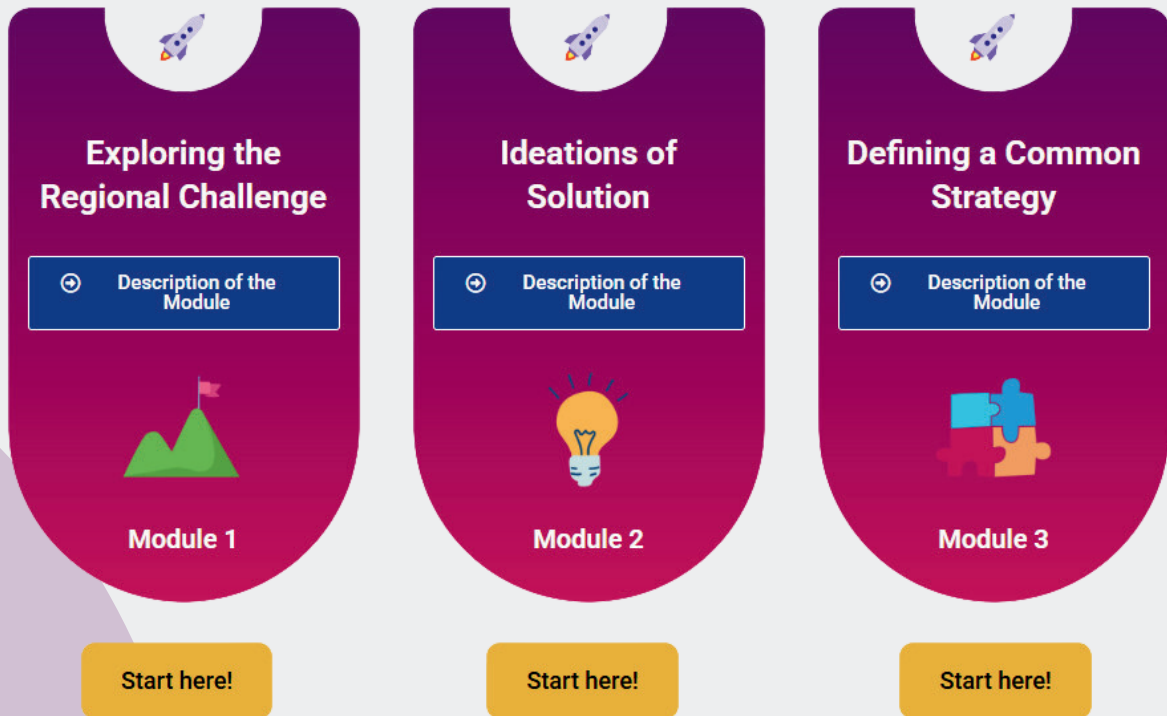
Learning Corner



Educational Resources

A variety of educational resources allows you to foster new digital, social and transformative competencies according to your specific needs. On an individual level, you may learn to understand complex challenges, network and share knowledge with other stakeholders, and develop new ideas as part of a collective. On a systemic level, you may learn to initiate and follow-through Smart Region strategies yourself. All resources are intended to be modular and reproducible. We encourage you to re-purpose our resources for your own workshops, events or lectures.

All educational resources are subdivided into three modules. Please feel free to explore our modules as you see fit. Just like there is no universal solution to a region's socio-economic challenges, there is no fits-for-all learning pathway that we recommend. Find your own way of becoming a digital pioneer!

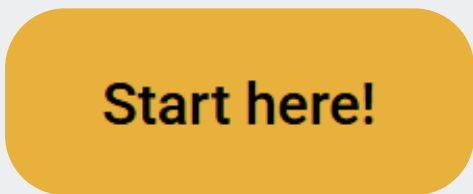


Step 3

There are 4 different free learning modules with educational materials, available in 5 languages and accessible from the website.



By clicking on the blue button in each module the user can access a short content description of each module.



By pressing the 'Start here!' button, the user can start each module, redirecting to the learning space.

Step 4

The **User Dashboard** of the learning modules is really simple and it contains two main parts: 1) The sidebar with all the chapters and 2) the main learning space with the educational material.

The user can navigate through the sidebar or within the educational resources by using the given direction buttons.

The screenshot displays the 'Learning Materials' user dashboard. At the top, there are two legends: a purple square for 'Learning nugget' (Boxes with this color refer to a Learning nugget) and a red square for 'Collaborative tool' (Boxes with this color refer to a Collaborative tool). The sidebar on the left contains several items: 'Systems Thinking - Learn to understand the complexity of your regional challenges' (purple), 'Rich Picture - A method to visualize complex regional ecosystems' (red), 'Smart Region Key Activities - Understanding key fields of action' (purple), 'Smart Region Key Vocabulary - Understanding key terms related to smart regions' (purple), 'Smart Region Key Competencies - Understanding key competencies of a digital pioneer' (purple), and 'Stakeholder A tool to visualize...' (red). The main content area features a large purple box titled 'Systems Thinking - learn to understand the complexity of your regional challenges' with a 'BEGIN' button. To the right, there is a 'LEARNING NUGGET' section with an icon of an open book and text stating 'This learning nugget does not require participants to engage in interaction.' Below this is a 'COMPETENCIES TACKLED:' section with two items: 'Ability to understand the context you are working in' and 'Ability to anticipate and understand (complex) problems', each with a checkmark icon. At the bottom of the main content area, there is a line of text: 'By studying this learning nugget workshop participants will become acquainted with smart regional problems'.

Systems Thinking - learn to understand the complexity of your regional challenges

BEGIN

DigiTrans Hub

Collaborative Corner



How does it work?

The DigiTrans Hub's Collaborative Corner connects digital pioneers across Europe.


Here, users can:

- **Join the Network:** Register to join a vibrant community of organizations and initiatives driving digital transformation.
- **Explore the Map:** Discover nearby initiatives and collaborators using the interactive map.
- **Search the Directory:** Filter members by sector or interests for targeted connections.
- **Build Connections:** Partner with like-minded professionals to share expertise and launch impactful projects.

This platform fosters collaboration, knowledge exchange, and meaningful connections in the digital ecosystem.

Step 5

Before you fill in the form and join to DigiTrans Collaborative Corner, we recommend to join the LinkedIn Group page, and be a member of DigiTrans's digital community.

[Join Our LinkedIn Group](#) 

Step 6

In this step, the user will be able to fill-in the form with details of the company/organisation that represents.

Company / Organisation Name:

Company / Organisation Description:

Email:

Address:

Enter a location

Website:

Company / Organisation Sector:

e.g IT, Agriculture

Step 7



TBy answering a few questions, the user can indicate their areas of interest and what they are looking for in the Collaborative Corner.

I'm Interested In:

- Smart Environment (e.g. energy transition, decarbonisation, resource management)
- Smart Economy (e.g. co-working, industry 4.0, robotics)
- Smart Living (e.g. security, smart home technologies, community building)
- Smart Society (e.g. e-learning, community building, digital citizenship)
- Smart Mobility (e.g. automated transportation, logistics, shared mobility)
- Smart Government (e.g. digital services, inclusion, open data)

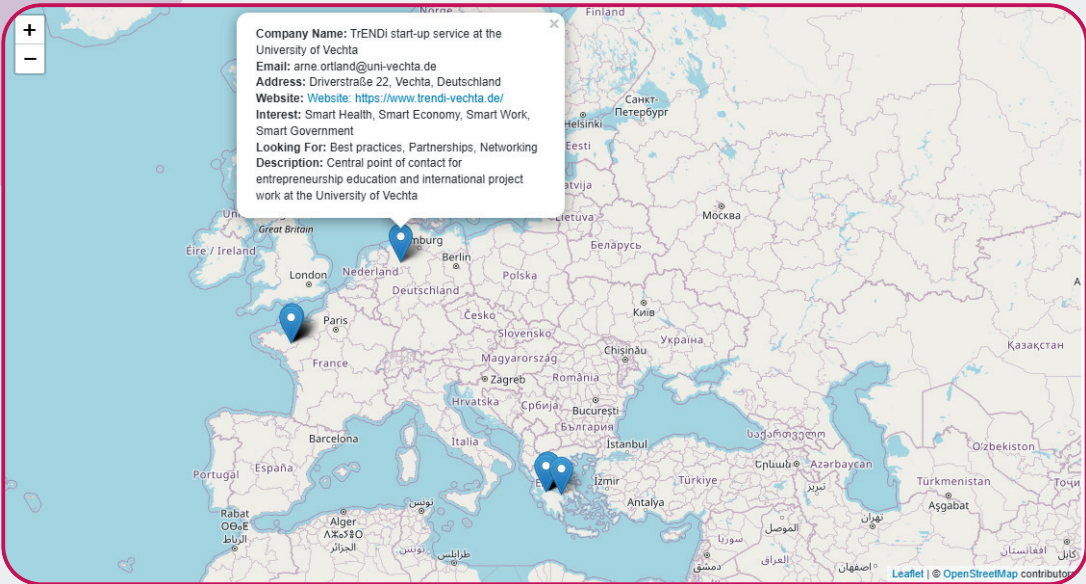
What are you looking for in the DigiTrans Hub's Collaborative corner?

- Best practices (learning from others)
- Partnerships for upcoming initiatives and projects
- Networking (connecting with other organizations)
- I give my consent for the storage and use of the submitted information on the DigiTrans Hub, based on the project's [Privacy Policy](#)

Submit

Step 8

After submission, the admins check and approve the entry after which the user's information appear on the interactive map and in the contact database.



Step 9



Next to the interactive map section there is a database in which the submitted information of each member of the hub is appearing.

A search function helps the user to easily find all the information that they are looking for.



In addition, the custom search can be used to filter the database based on different indicators such as location, sector, and area of interest.

Search by Sector, Interests or Looking For Reset							
Company Name	Email	Address	Website	Sector	Interests	Looking For	Company Description
InterMediaKT	info@intermediakt.org	Agiou Andreou 27, Patras, Greece	https://intermediakt.org/	Non Profit, Education, Technology	Smart Work, Smart Government	Partnerships, Networking	An NGO based in Greece, working since 2012 in the fields of education, training and innovation, through technology tools, collaborations and the exchange of good practices.

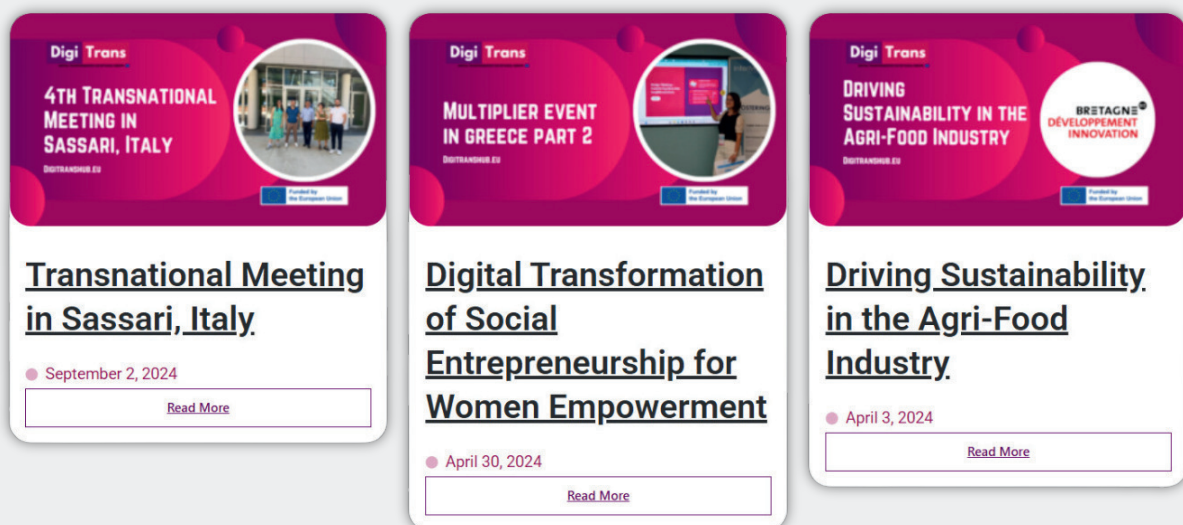


Search by Sector, Interests or Looking For Reset

DigiTrans

Inspiring Stories

In our website, users can discover inspiring stories and case studies about the digital transformation of rural Europe.



Contact

DigiTrans Project

If you have any question about how the platform or the DigiTrans Hub is operating, please don't hesitate to reach us via our contact page from the project website <https://digitranshub.eu/contact/> or by sending an email to info@digitranshub.eu.



Co-funded by
the European Union

A COLLABORATIVE WORK OF



ERASMUS+ DISCLAIMER

Funded by the European Union. Views and opinions expressed are however those of the author(s) only and do not necessarily reflect those of the European Union or the European Education and Culture Executive Agency (EACEA). Neither the European Union nor EACEA can be held responsible for them.



